



ColdWatch

trapped personnel alarm kit

The trapped personnel alarm kit is a safety system to be fitted inside low temperature cold rooms.

It allows personnel trapped inside the cold room to call for help by pressing an emergency button and thus activating the audible signal-warning light on the control panel outside.

Components:

- **control unit:** to be installed outside of the cold room; fitted with an audible siren and flashing light to signal alarms;
- **backup battery:** housed inside the

control unit, provides power in the event of blackouts;

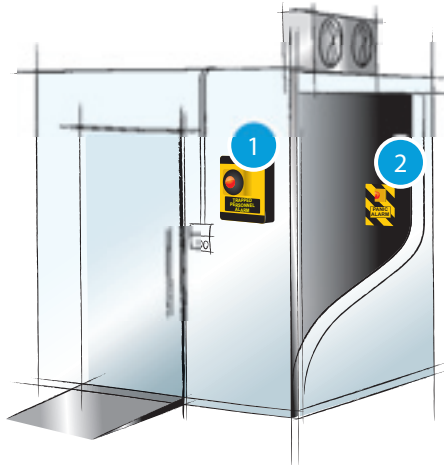
- **emergency button:** to be installed inside the cold room, made up of a mushroom-head pushbutton with light. The LED on the mushroom-head pushbutton is on at all times, so the button can be identified even in the dark.

- visual and audible alarm outside the cold room;
- permanently lit emergency button inside the cold room;
- backup battery in the event of blackouts;
- designed in compliance with EN 378-1.

System composition

Example application

- Control unit** housed in a plastic case with removable front panel allowing ample customisation possibilities.
Cable inlet from below and above.
Flashing light and siren at the front to signal alarms.
Control board housed inside with voltage-free contact for controlling additional devices, such as:
shutdown cold room, switch on the light in the cold room, activate a telephone dialler.
The backup battery installed inside the control unit ensures activation even in the event of blackouts.



- Emergency button** with LED for easy identification, always on,

supplied with polycarbonate adhesive label and complete with drilling template.

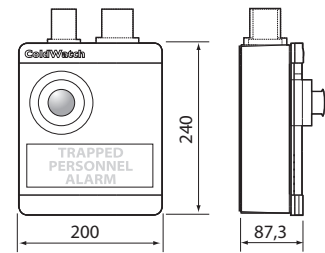
Sales code CM00005953= control unit + emergency button

Technical specifications

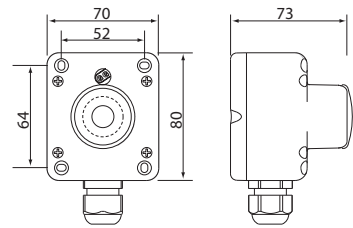
Main power supply	230 Vac 50/60 Hz
Operating autonomy	with 230 Vac power connected: unlimited with fully charged battery: 10 h
Battery	12 Vdc
Battery life	10 h
Visual signal	Flashing red LED
Sound emitted	90 dB at 1 m
Emergency button inside cold room	Red LED, 12 Vdc -25 to 40 °C IP67
Module on outside of cold room	-10 to 40 °C IP43
Auxiliary relay	250 Vac 8A AC1 (contact closed with alarm active)

Dimensions in (mm)

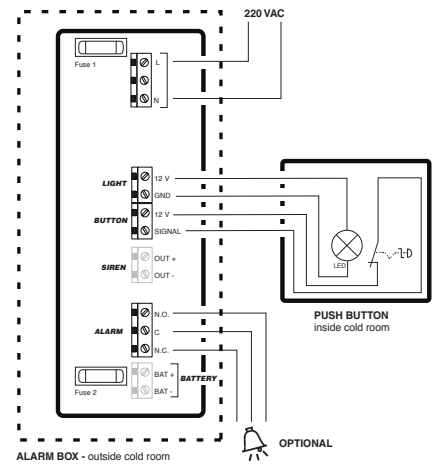
control unit



emergency button



Connection diagram



Alarm

Visual and audible alarm outside the cold room.



Emergency

Permanently lit emergency button inside the cold room.



Backup battery

Backup battery in the event of blackouts.

Headquarters ITALY

CAREL INDUSTRIES Hqs.
Via dell'Industria, 11
35020 Brugine - Padova (Italy)
Tel. (+39) 0499 716611
Fax (+39) 0499 716600
carel@carel.com

Sales organization

CAREL Asia - www.carel.com
CAREL Australia - www.carel.com.au
CAREL China - www.carel-china.com
CAREL South Africa - www.carelcontrols.co.za
CAREL Deutschland - www.carel.de
CAREL France - www.carelfrence.fr
CAREL Iberica - www.carel.es

Affiliates

CAREL HVAC/R Korea - www.carel.com
CAREL Russia - www.carelrussia.com
CAREL India - www.carel.in
CAREL Sud America - www.carel.com.br
CAREL U.K. - www.careluuk.co.uk
CAREL U.S.A. - www.carelususa.com

CAREL Korea (for retail market) - www.carel.co.kr
CAREL Ireland - www.carel.com
CAREL Czech & Slovakia - www.carel-cz.cz
CAREL Thailand - www.carel.co.th
CAREL Turkey - www.carel.com.tr